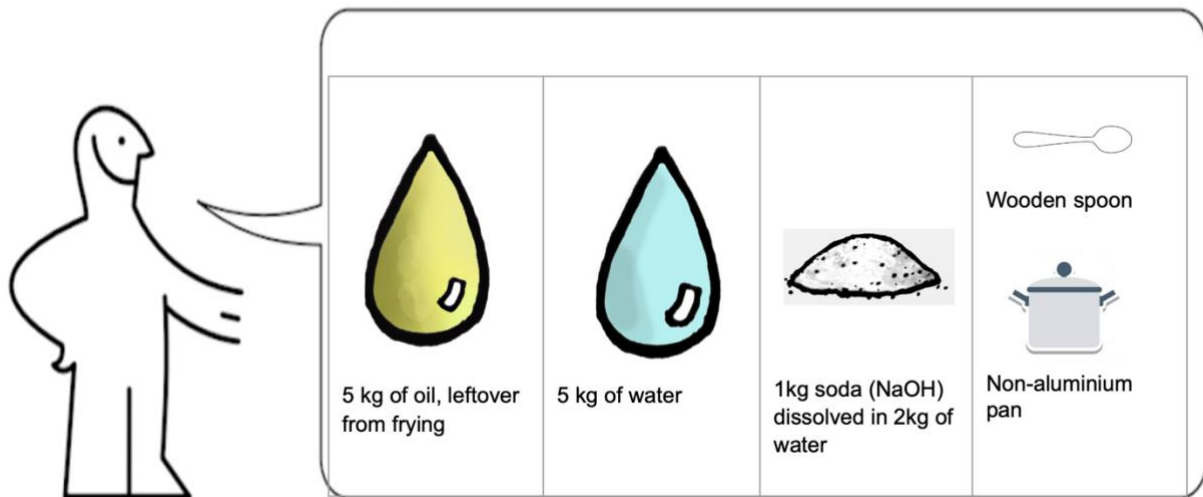
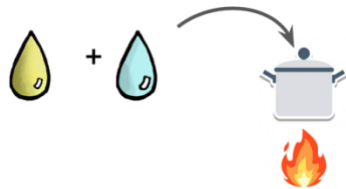


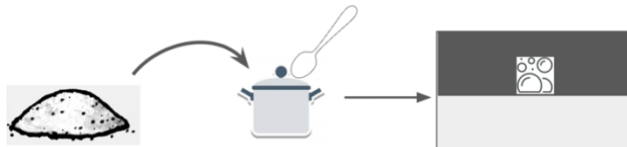
Supplies needed:



1. Combine the oil and the water and set to boil in a non-aluminium recipient.



2. Add the soda (NaOH) and water mix slowly, while mixing with a wooden spoon. The mixture will become a thick gel, with two layers, a more liquid section on the bottom and a foamy coating on the top.



3. When reaching this stage, test the foamy part by trying to wash your hands with it. If there is a soapy, slippery feeling from it, you are done!



4. Strain out the top mixture, and place it in separate recipients or molds, if wanted, and leave it to dry.
5. After that, you have molded and ready to use soap!

